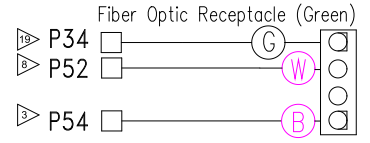
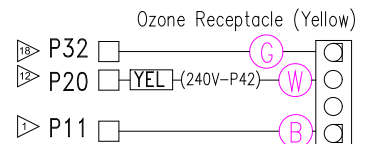
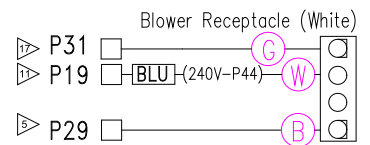
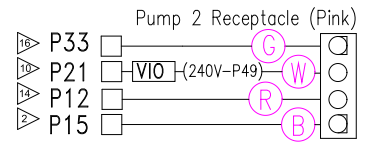
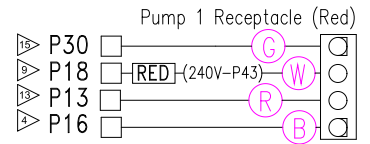


LEGEND	
	- 1/4" PIGGYBACK
	- FORK CONNECTOR
	- RING CONNECTOR
	- SOCKET CONNECTOR
	- PIN CONNECTOR



HYDRO-QUIP
CORONA, CA (909) 273-7575

Manufacture Notes: EX: RED - DENOTES THE COLOR OF HEAT SHRINK USED.

Approved By:

Dwg. No. **C221AH-DKPQY-CZ**

Drawn BH
Date 08.20.01

Rev 13

Wire Color Code

For 120V Operation:

- Heater plug (#1) installed into receptacle labeled 120V
- Line 1 and Line 2 (#2) are connected.

For 240V Operation:

- Separate Lines 1 & 2
- Install Heater plug (#1) into receptacle labeled 240V

Diagram No. **4408**

B - Black	G - Green
Br - Brown	Bl - Blue
R - Red	V - Violet
O - Orange	W - White
Y - Yellow	Gr - Gray